

Sport, Physical Activity, Recreation & Parks - SPAR



74% of Albertans without children

87% of Albertans with children

- stated that of having access to recreation facilities and services had a moderate or large impact on their overall quality of life.

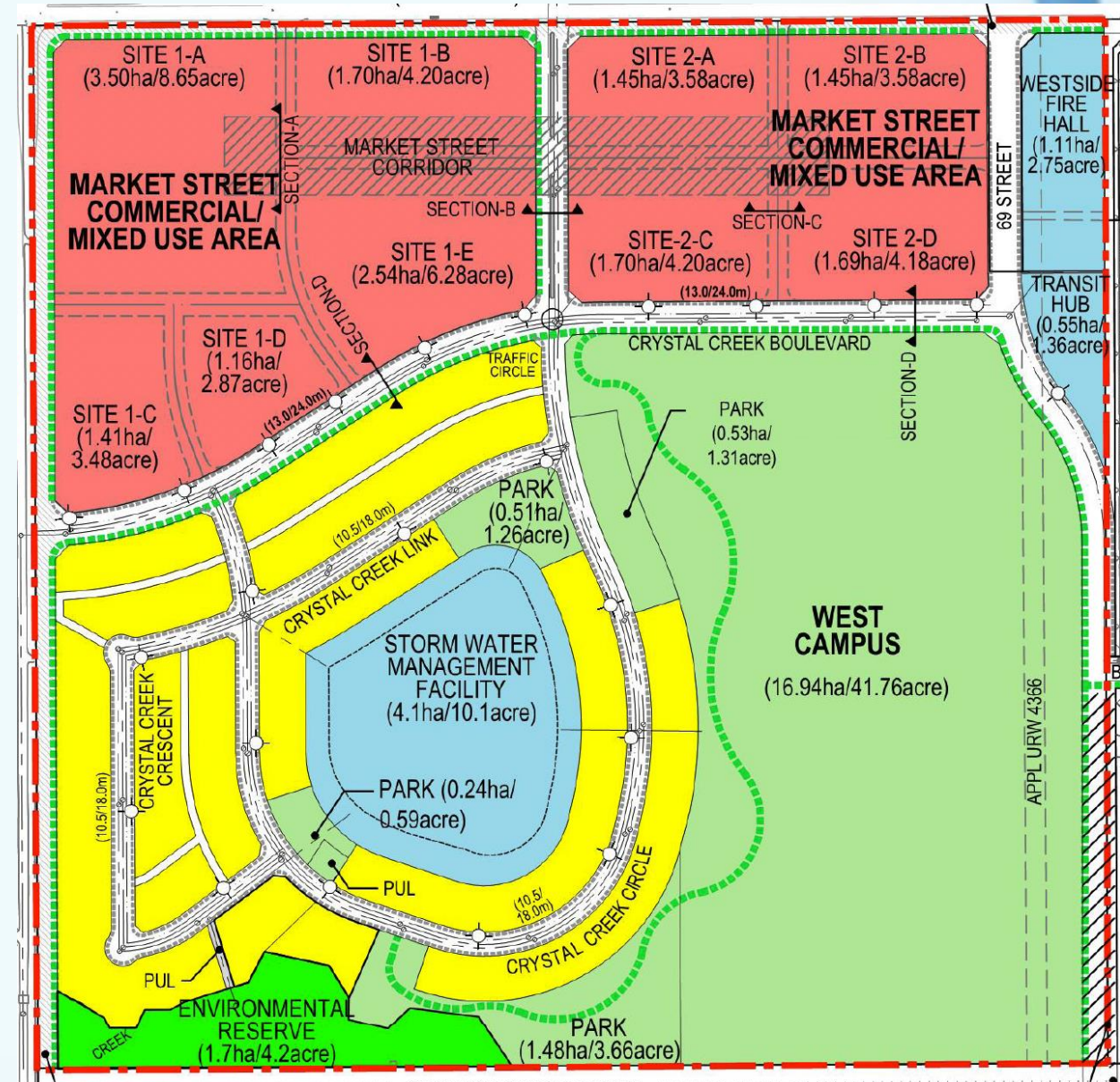
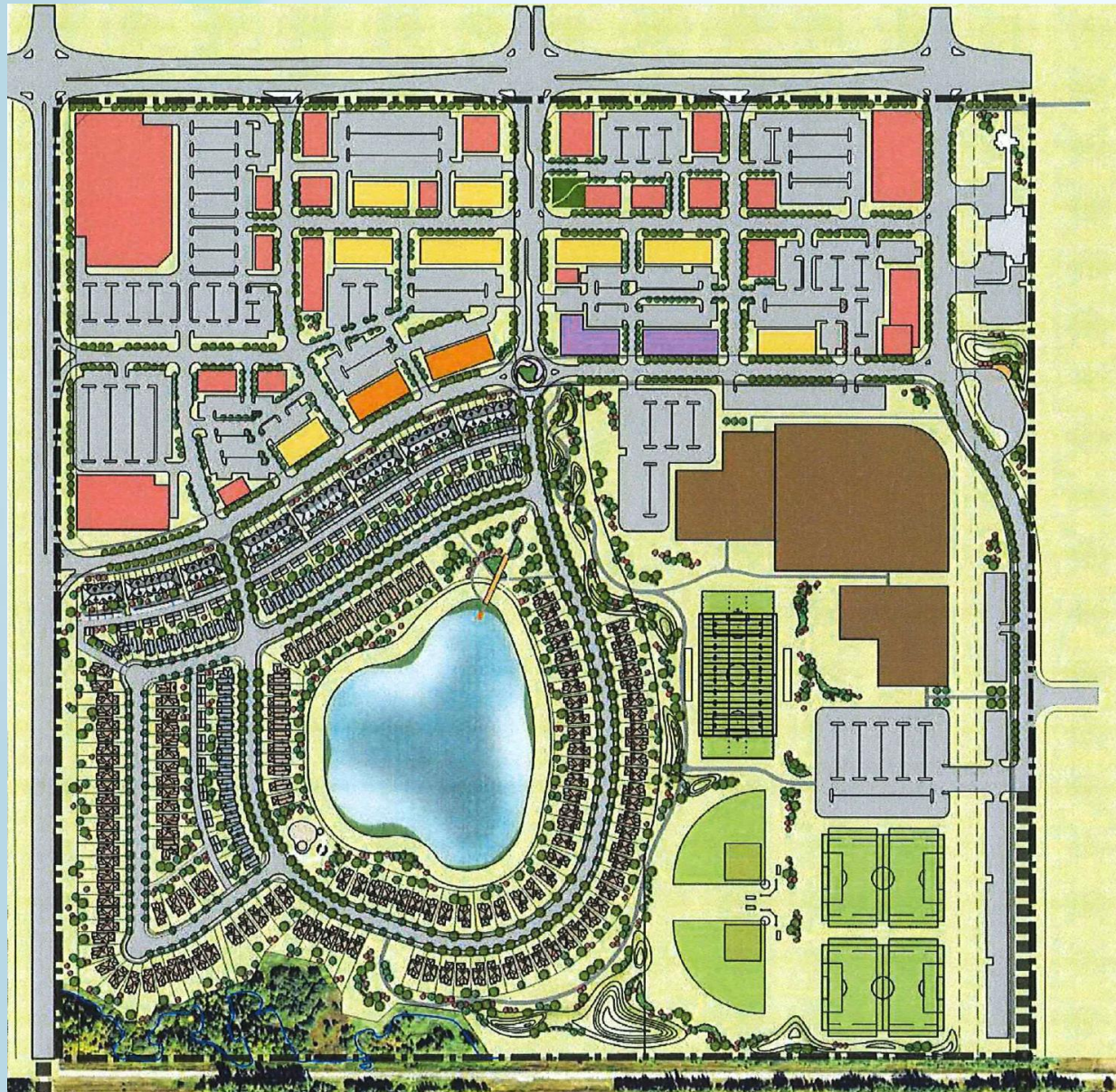
More than **82% of Albertans** believe that sport contributes to an improved quality of life.

Some **24% of adults and 59% of children participate directly in organized sport**, while sport has the highest volunteer rate and number of volunteer hours of any other organizations in the non-profit sector.

An investment in **SPAR** resulting in a **20% increase** in **physical activity** amongst Albertans would reduce Alberta health care spending by **over \$150 million annually**.

Increased physical activity will help Albertans **live longer and enjoy a better quality of life**.

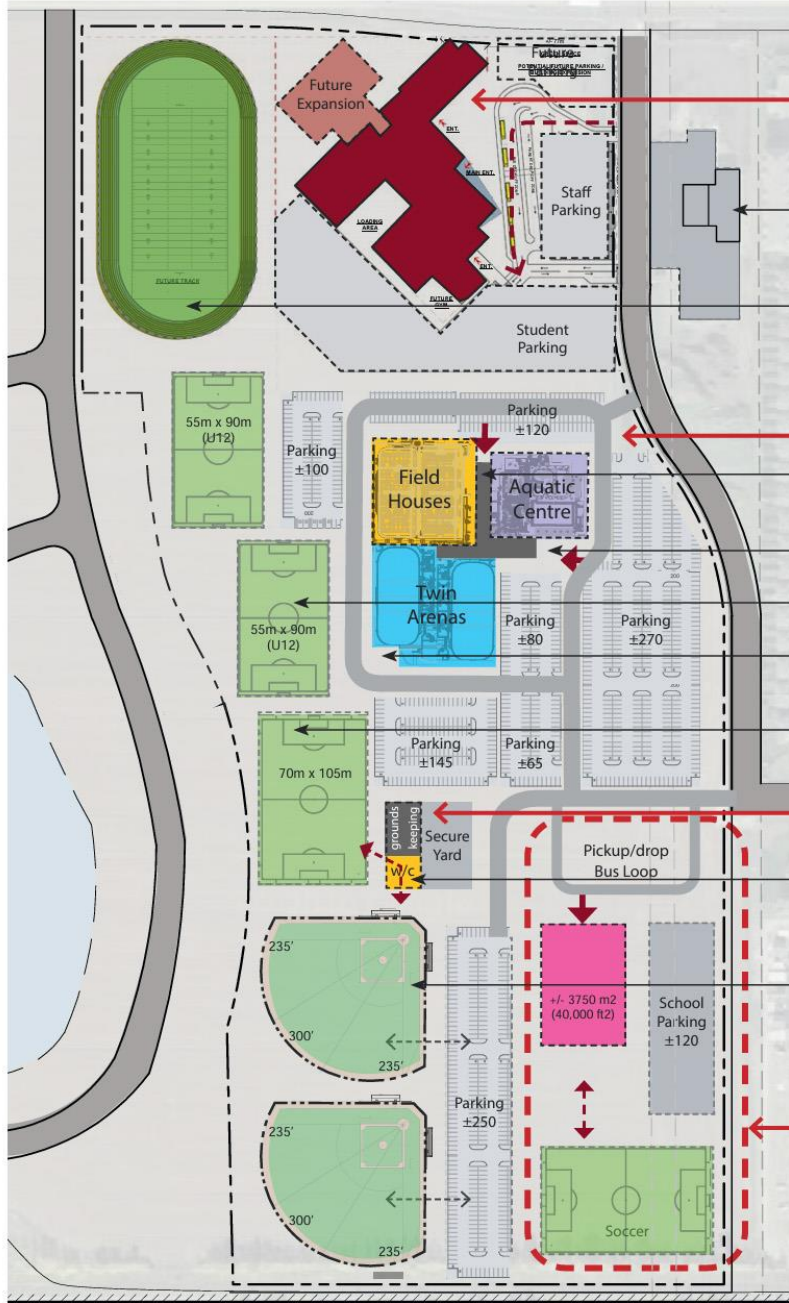
Original Plan



West Campus Master Plan

← 50 AVE/ HIGHWAY 39 →

Early Plan



High School

Leduc Fire House #2

Space allocation for Football field and track

Recreation Centre Buildout (LTFMP: 2032-2033)

Secondary Entrance (school / shared parking field)

Primary Entrance / Drop off

Medium Fields (2)

Arena Loading

Large Field

Grounds Keeping / Site Washrooms (LTFMP: 2026-2027)

BLACK GOLD DRIVE

Exterior washrooms/ change rooms

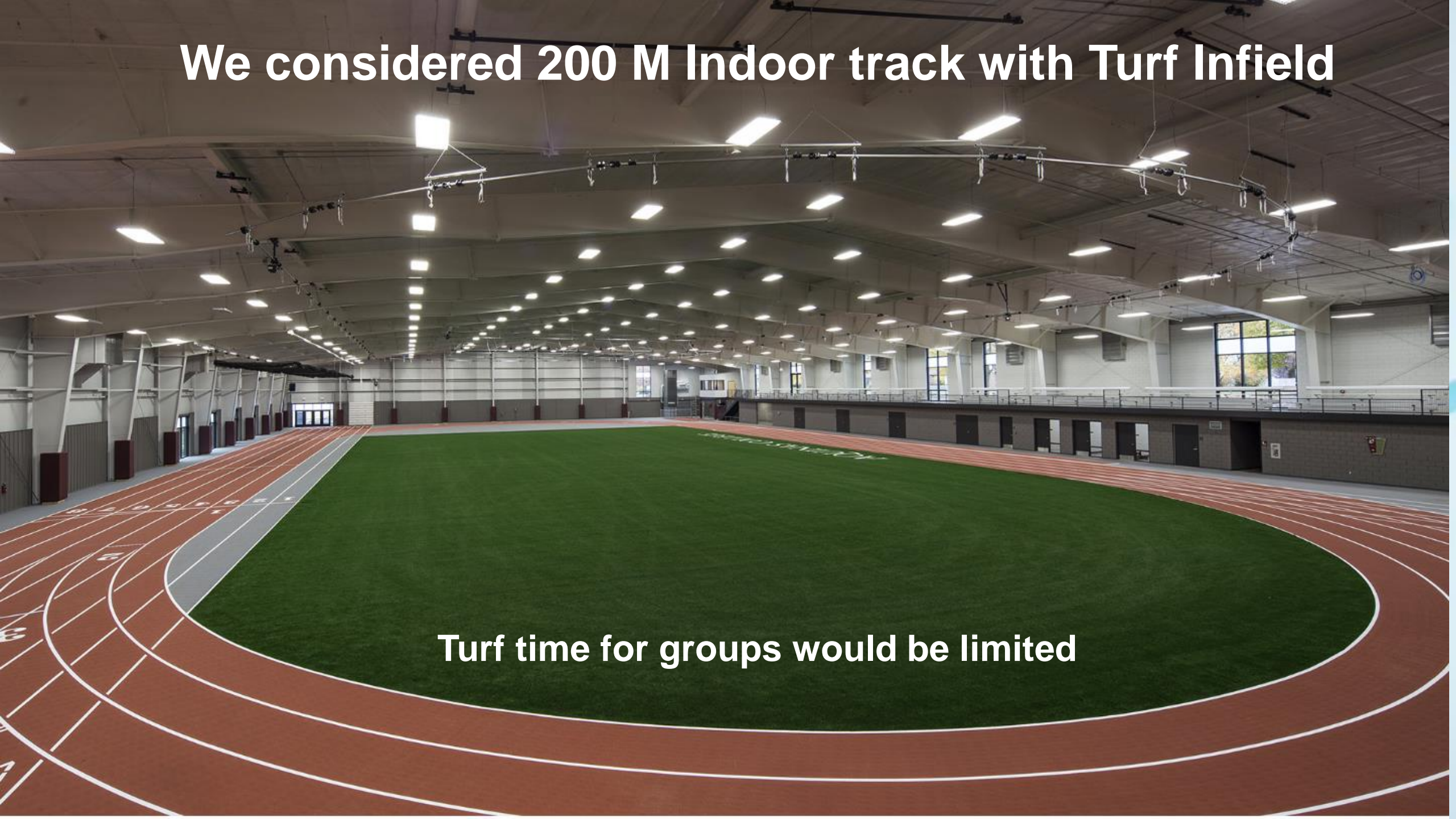
Ball diamonds (2)

Catholic School Buildout (TBD)

NOTE: the school site (+/- 8.0 AC) may be refined in the future by expanding it westward towards the residential area and sacrificing a sports field.

We considered 200 M Indoor track with Turf Infield

Turf time for groups would be limited



Then we toured the Soccer Dome



The size of 3 Field Houses

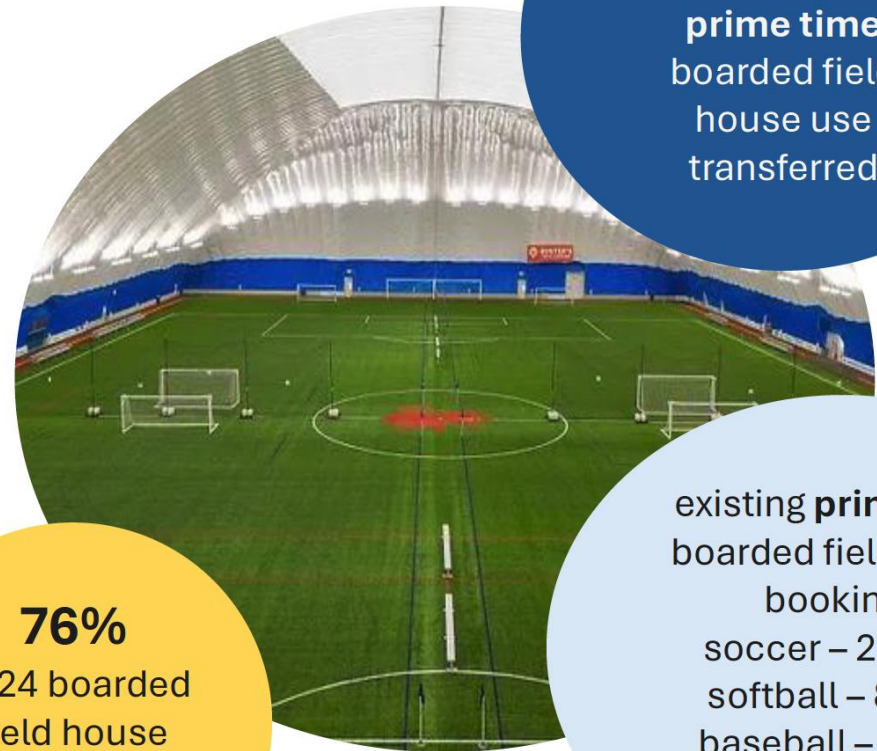


Frees up 1 Field House at the LRC



Projected use for dome/turf facility

- Transferred Use from existing
 - Facility bookings
 - Public drop-in opportunities
- Expanded Use / Latent Demand
 - Current bookings and programming
 - New users and activities



95%
existing
prime time
boarded field
house use
transferred

76%
2024 boarded
field house
prime time
utilization

existing **prime time**
boarded field house
bookings
soccer – 290 hrs
softball – 80 hrs
baseball – 70 hrs
lacrosse – 35 hrs



LRC impacts of new dome/turf facility

- Expanded Use / Latent Demand
 - Facility bookings
 - Public drop-in
- NEW Use
 - Facility bookings
 - Public drop-in



Minor Groups that would Benefit

Leduc Minor Soccer



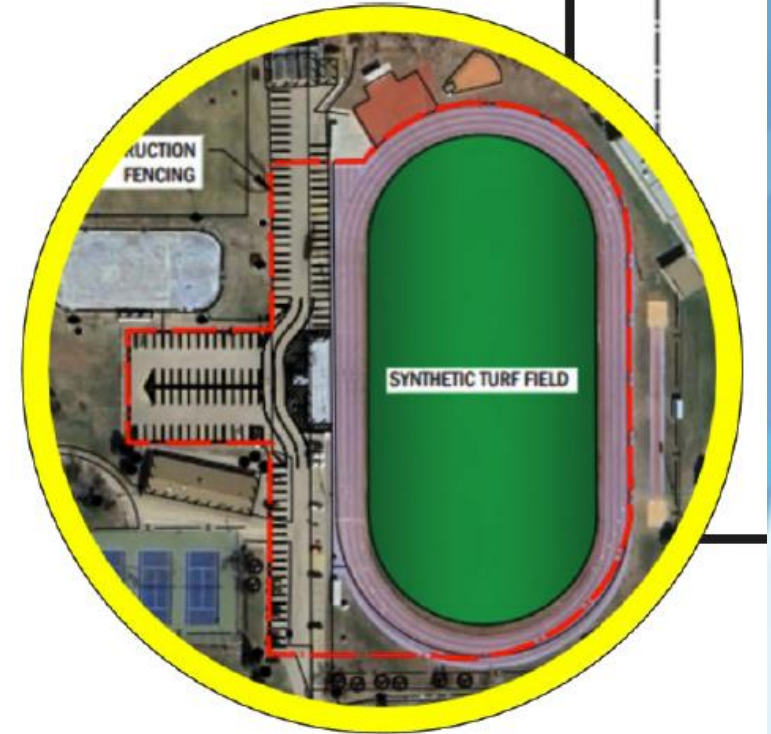
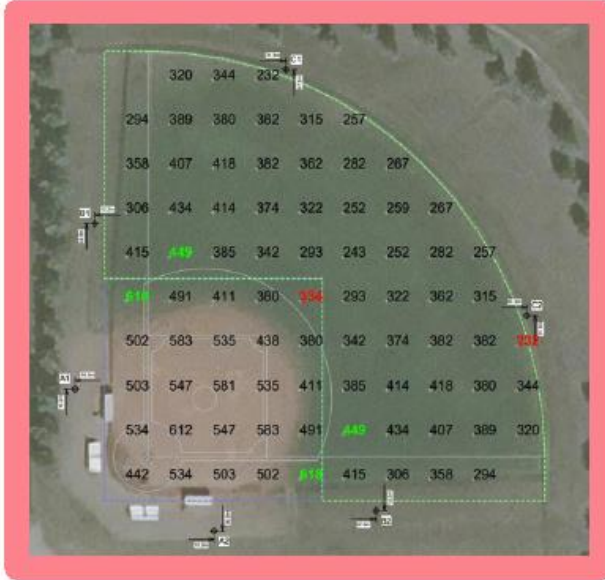
Plus 800 Students Ohpaho School
Thousands of Leduc School Students

Future Infrastructure Growth Projects

Project	Updated Capital Estimates	Annual Operating Costs
Ohpaho Field Improvements	\$260,000	\$10,000
West Campus Indoor Turf Facility	\$12,500,000	\$200,000
John Bole Athletic Park Artificial Turf	\$3,000,000	\$20,000
William F. Lede Lighting	\$1,950,000	\$25,000
Crystal Creek Cost Share	\$5,600,000	N/A
West Campus Road/Servicing	\$4,000,000	N/A
Total	\$27,310,000	\$255,000

*Net cost (operating costs - estimated revenue)

**\$27M can be funded
from FIG reserve
without impacting
current taxes.**





- 5 minutes from an International Airport
- 3000 hotel rooms within 15 minutes of the venue



Lede Park was deigned as a Sports Tourism Tournament Facility

- When you factor in the lifetime of the lights it would cost about **\$50,000** per year
- This would increase the number of teams participating by **30% to 40%**
- It the equivalent of adding **3 more diamonds** in Leduc
- Diamonds would be able to be used to 11:00 PM every night May to the end of September

- For an investment of \$50,000 / year

VISITOR SPENDING

	Per Party	Overall
Accommodations	\$861.13	\$610,157
Restaurants	\$425.76	\$319,911
Other Food / Groceries	\$231.09	\$173,639
Recreation & Entertainment	\$115.99	\$87,150
Retail / Shopping	\$199.73	\$150,075
Transportation	\$235.52	\$176,968
Vehicle Expenses	\$139.43	\$104,766
Total	\$2,208.65	\$1,622,667

Aggregate visitor spending was just over **\$1.6 million**

