

City of Leduc

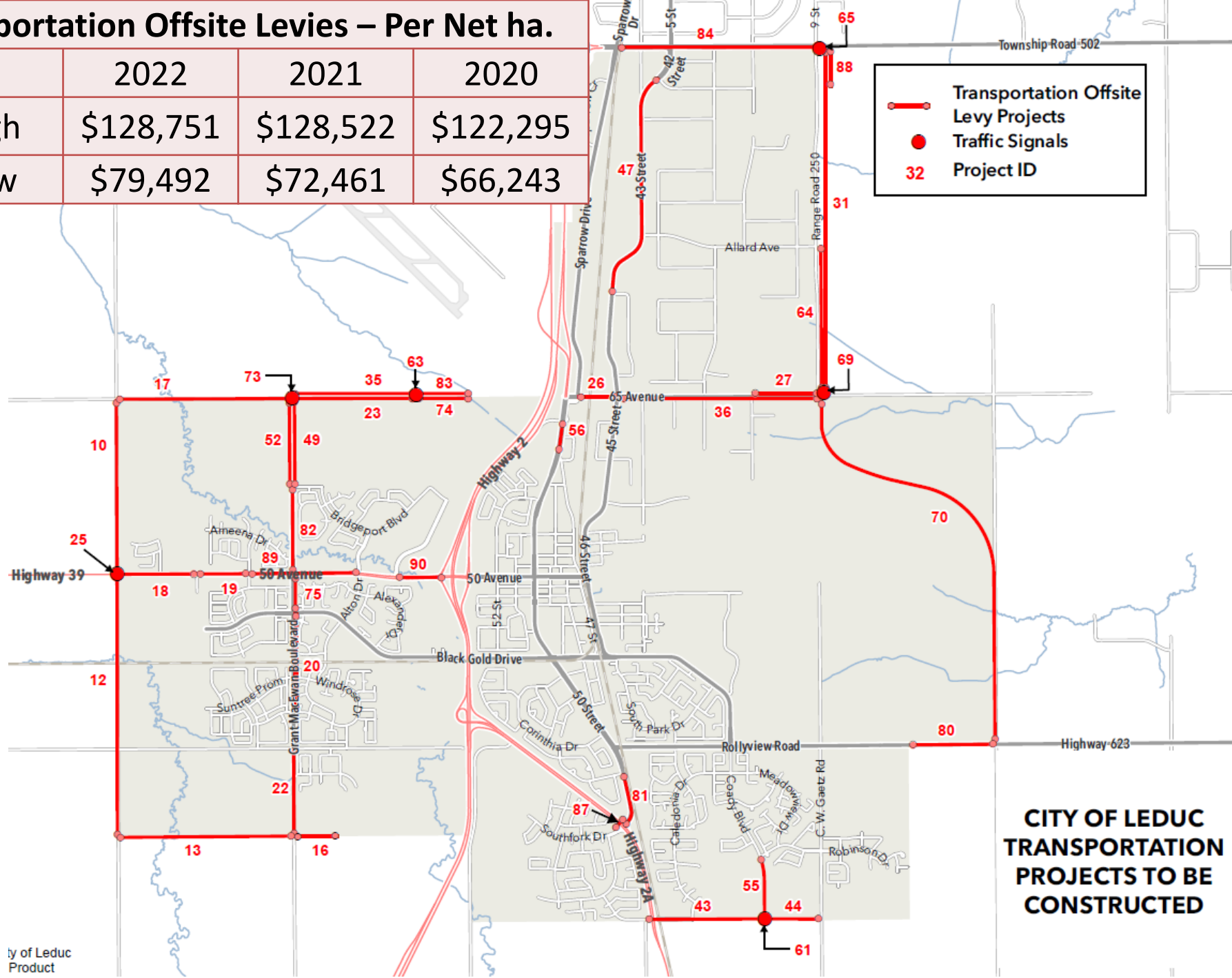
Off-Site Levy Update

Presented by:
Shawn Olson
Director, Engineering



Transportation Offsite Levies – Per Net ha.

	2022	2021	2020
High	\$128,751	\$128,522	\$122,295
Low	\$79,492	\$72,461	\$66,243



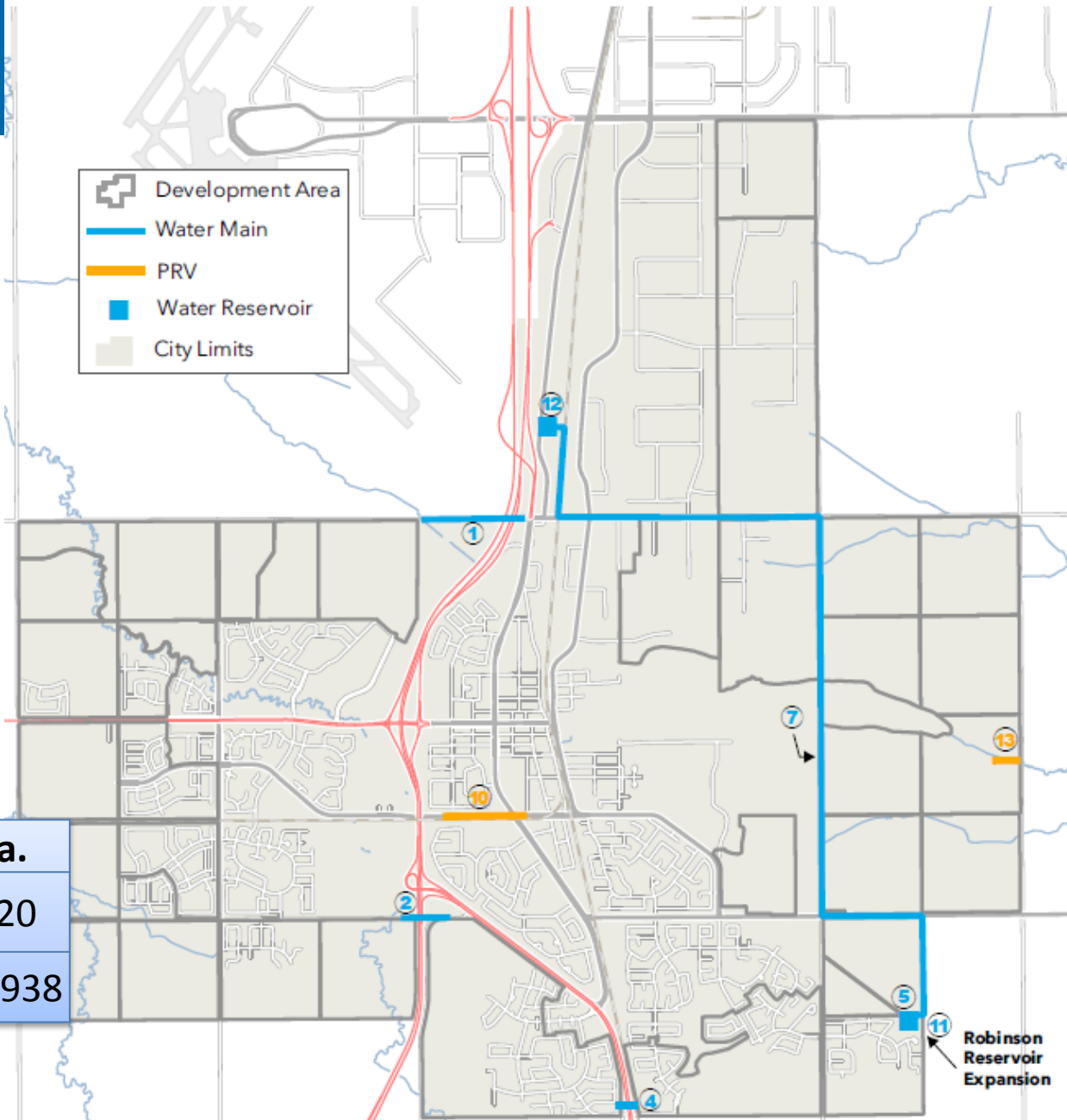
**CITY OF LEDUC
TRANSPORTATION
PROJECTS TO BE
CONSTRUCTED**

Water Infrastructure

Water Infrastructure Projects

Schedule "C-2"

	Project	Cost Estimate
1	Highway Water Crossing (65 th Ave)	\$2,120,000
2	Highway Water Crossing (Windrose to Southfork)	\$2,047,000
4	Highway Water Crossing (Southfork to Tribute)	\$693,000
10	Blackgold Drive PRV's	\$2,400,000
11	Robinson Reservoir Expansion	\$4,100,000
12	North Reservoir Expansion	\$7,280,000
13	East Telford Lake PRV	\$490,000



Water Offsite Levies – Per Net ha.

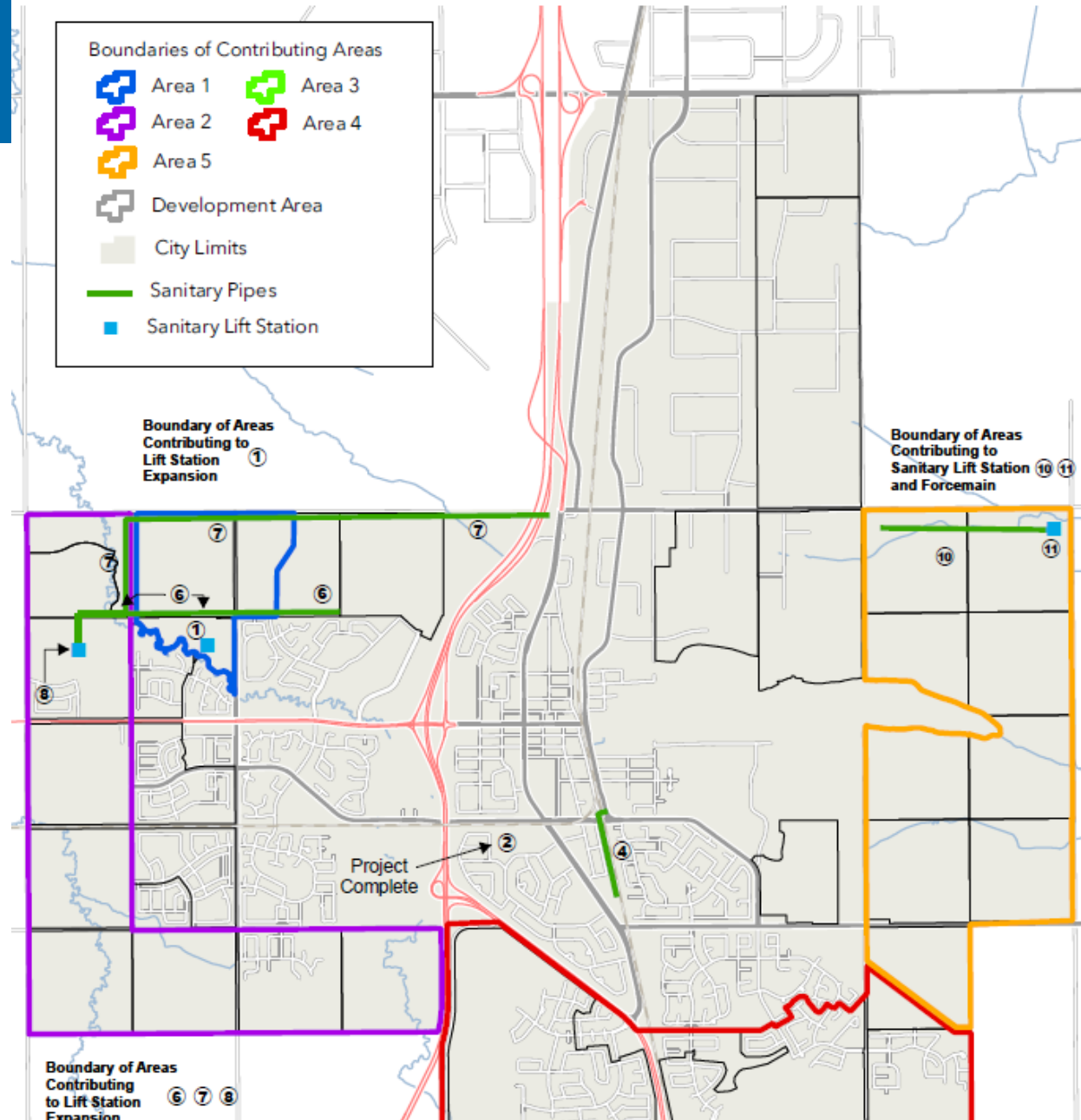
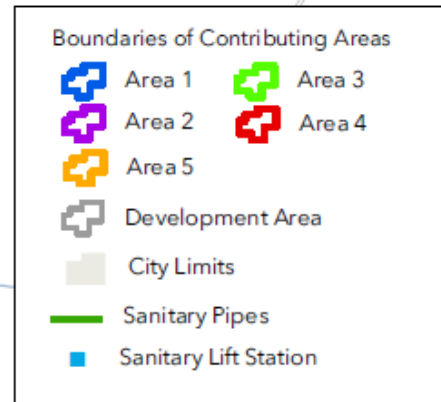
	2022	2021	2020
All Areas	\$18,154	\$18,202	\$18,938

Robinson Reservoir Expansion

Sanitary Infrastructure

Sanitary Infrastructure Projects

Schedule "C-3"



Item	Project Description	Construction Start Year
1	Deer Valley Sanitary Lift Station Upgrade	2037
4	Corinthia Outlet	2038
7	Woodbend Stage 2 - Forcemain	2032
8	Woodbend Liftstation upgrades - Stage 2	2033
10	Eastside Sanitary Lift Station and Forcemain	2032
11	Eastside Lift Station Stage 2	2043

Sanitary Infrastructure

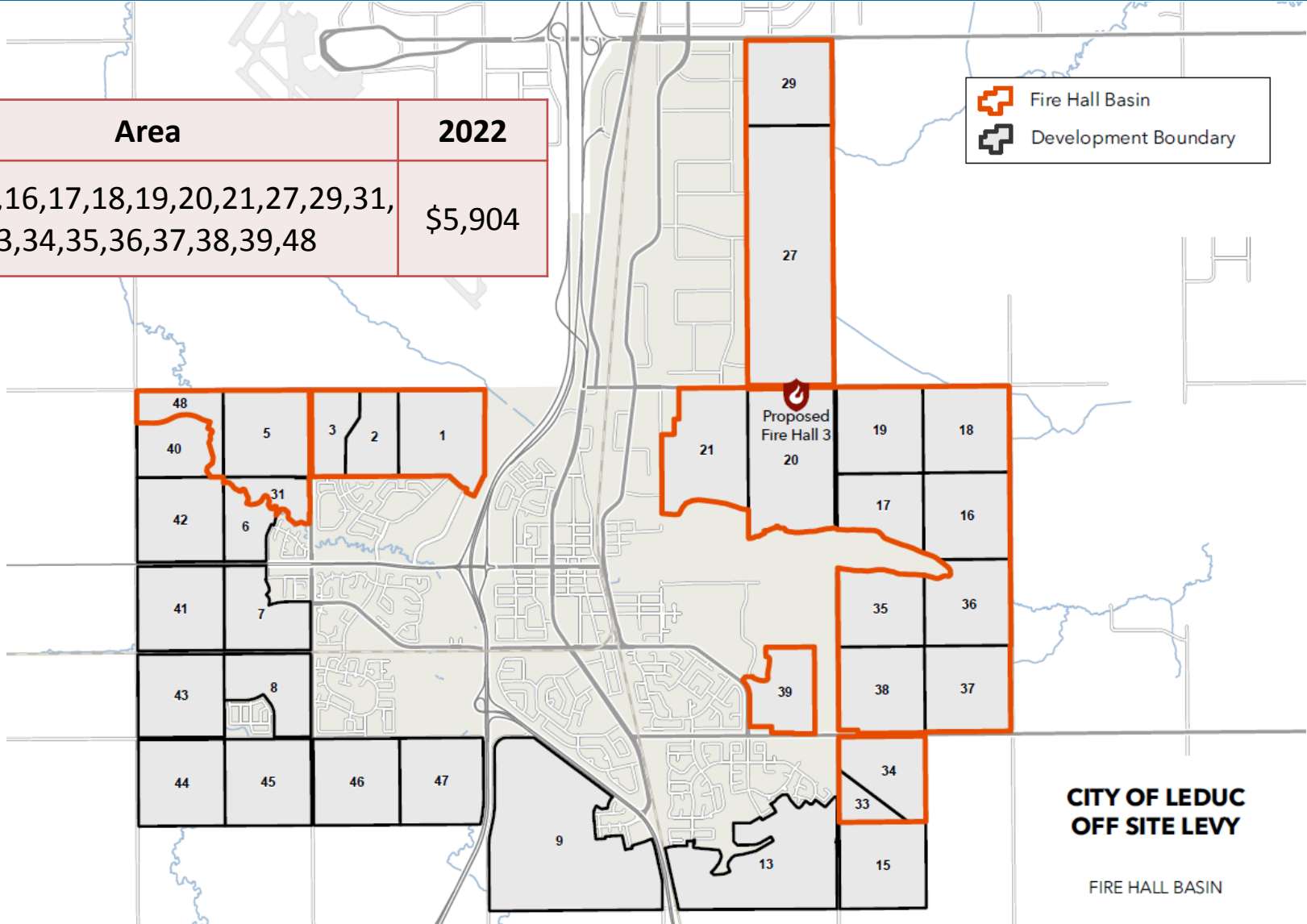
Description	2022	2021	2020
Areas: 3, 5, 31	\$15,316	\$15,503	\$15,492
Area 9	\$2,516	\$2,751	\$2,362
Areas: 13, 15,33	\$7,184	\$7,516	\$6,699
Areas: 16,17,18,19,34,35,36,37,38	\$22,067	\$21,224	\$21,448
Areas: 40,41, 42,43,44,45,46,47	\$54,843	\$59,134	\$55,093

Item #	Project Description	Construction Cost Estimate
1	Deer Valley Sanitary Lift Station Upgrade	\$800,000
4	Corinthia Outlet	\$1,088,000
7	Woodbend Stage 2 - forcemain	\$5,260,000
8	Woodbend Liftstation upgrades - Stage 2	\$800,000
10	East Sanitary Lift Station and forcemain	\$6,500,000
11	East Sanitary Lift Station – Stage 2	\$800,000

Fire Halls

Area	2022
1,2,3,5,16,17,18,19,20,21,27,29,31,33,34,35,36,37,38,39,48	\$5,904

 Fire Hall Basin
 Development Boundary



**CITY OF LEDUC
OFF SITE LEVY**

FIRE HALL BASIN

Annual Rate Comparisons

2022 Rates

	Transportation	Water	Sanitary	Fire	Total
High	\$ 128,285	\$ 18,154	\$ 54,843	\$ 5,909	\$ 207,190
Low	\$ 79,492	\$ 18,154	\$ -	\$ -	\$ 103,555
Weighted Average	\$ 103,599	\$ 18,154	\$ 20,348	\$ 3,927	\$ 146,029

2021 Rates

	Transportation Levies (/Net Ha.)	Water Levies (/Net Ha.)	Sanitary Levies (/Net Ha.)	Total (/Net Ha.)
High	\$ 128,522	\$ 18,202	\$ 59,134	\$ 205,858
Low	\$ 72,461	\$ 18,202	\$ -	\$ 90,663
Weighted Average	\$ 99,641	\$ 18,202	\$ 20,652	\$ 138,495

Annual Rate Comparisons

Municipality / Area	Average Per Ha.
City of Beaumont* Residential (roads, water, sewer)	\$53,900 - \$77,600 (2019)
City of Lacombe* (roads, water, sewer, storm)	\$19,800 - \$120,100 (2013)
City of Brooks* (roads, water, sewer, storm)	\$79,823 (2021)
City of Beaumont* Industrial (roads, water, sewer)	\$80,900 - \$116,390 (2019)
City of Cold Lake* (roads, water, sewer, storm)	\$103,000 (2007)
City of Fort Saskatchewan* (South Fort) (roads, water, sewer, storm)	\$104,100 (2017)
City of Lloydminster (roads, water, sewer)	\$112,900 (2011)
City of Leduc* (roads, water, sewer, fire)	\$146,029 (2022)
City of Spruce Grove* (roads, water, sewer, rec, fire, library)	TBC In Progress
City of Red Deer* (roads, water, sewer, storm)	\$203,300 (2019)
Red Deer County (Gasoline Alley) (roads, water, sewer, storm)	\$220,000 (2017)
City of Medicine Hat* (subsidy) (roads, water, sewer, storm)	TBC In Progress
Strathcona County (New Growth Areas)* (roads, water, sewer, storm)	\$ 251,000 (2021)
City of Lethbridge (roads, water, sewer, storm)	\$281,000 (2020)
City of Chestermere* (roads, water, sewer, storm, recreation)	\$295,960 (2022)
City of St. Albert* (roads, water, sewer, storm)	+\$325,000 (2022)
City of Edmonton (roads, water, sewer, storm, fire)	+\$400,000
City of Calgary Green Field Area (roads, water, sewer, storm, comm. dev. stabilization)	\$405,000 - \$544,000

Questions?

